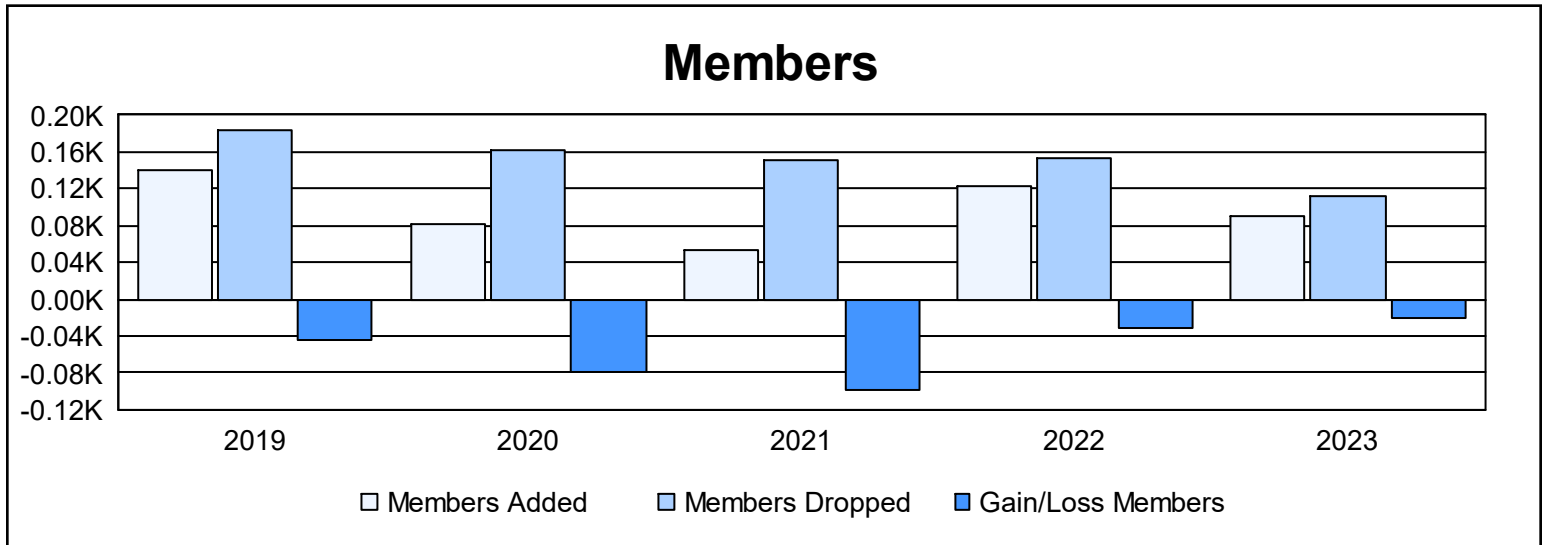
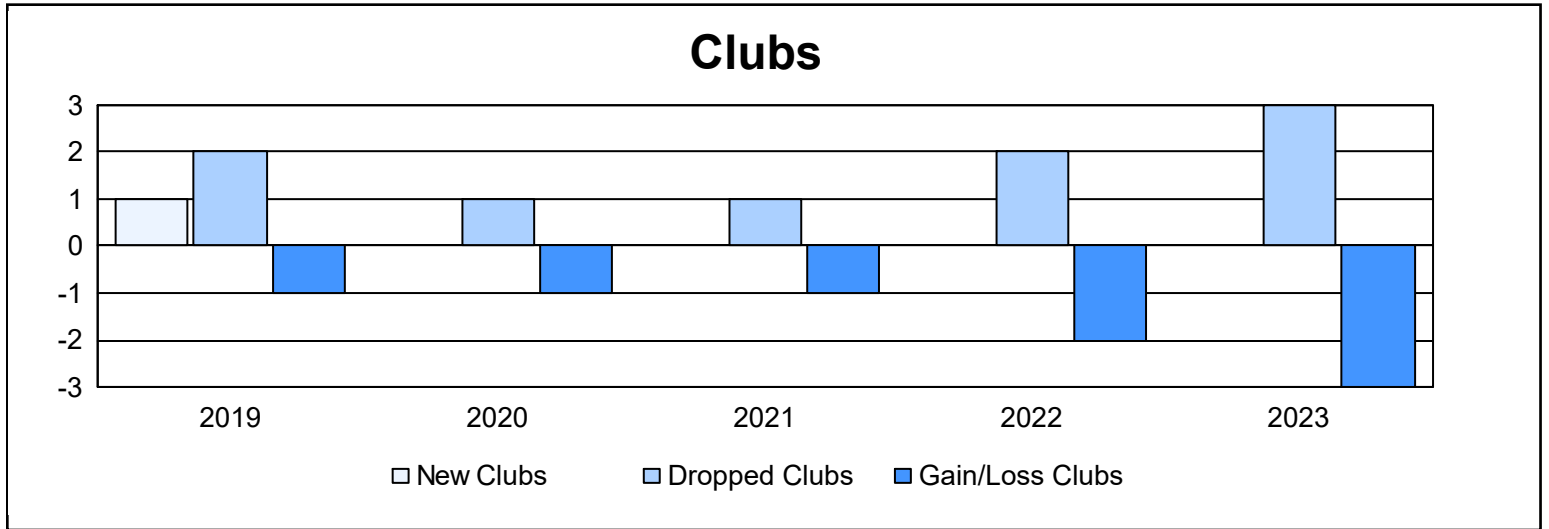
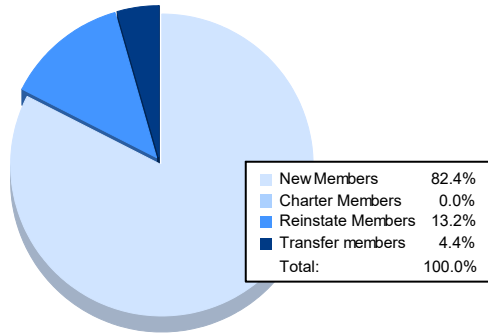


| Year | New Clubs | Dropped Clubs | Gain/ Loss Clubs | New Members | Charter Members | Reinstate Members | Transfer Members | Total Member Added | Total Members Dropped | Gain/ Loss Members |
|----------------|-----------|---------------|------------------|-------------|-----------------|-------------------|------------------|--------------------|-----------------------|--------------------|
| 2018-2019 | 1 | 2 | -1 | 89 | 29 | 10 | 12 | 140 | 184 | -44 |
| 2019-2020 | 0 | 1 | -1 | 66 | 1 | 7 | 7 | 81 | 161 | -80 |
| 2020-2021 | 0 | 1 | -1 | 44 | 0 | 8 | 1 | 53 | 151 | -98 |
| 2021-2022 | 0 | 2 | -2 | 74 | 0 | 33 | 15 | 122 | 153 | -31 |
| 2022-2023 | 0 | 3 | -3 | 75 | 0 | 12 | 4 | 91 | 111 | -20 |
| Average | 0 | 2 | -2 | 70 | 6 | 14 | 8 | 97 | 152 | -55 |



Membership Composition June 2023 Cumulative



Gender Composition June 2023 Cumulative

